

# Alternative Phone Numbers to 911

PLEASE VERIFY 911 NUMBERS FOR OTHER CITIES

Cities that Handle 911 calls:

	<u>Back up #'s</u>
Campbell	408 378-8161
Gilroy	408 846-0300
Los Altos	650 947-2779
Los Gatos	408 354-8600*
Menlo Park	650 325-4424*
Milpitas	408 263-1212
Morgan Hill	408 779-2101
Mountain View	650 903-6922
<b>San José</b>	<b>408 277-8911</b>
Palo Alto	650 321-4433
Redwood City	650 780-7100
Santa Clara	408 296-2236
Sunnyvale	408 736-6244
Union City	510 471-1365

\*cell phone towers being added

Cities that don't handle their own 911 calls

	<u>Back up #'s</u>
Cupertino	408 299-2311
Fremont	510 790-6800
Los Altos Hills	408 299-2311
Santa Cruz	831 471-1131
Saratoga	408 299-2311
Unincorporated	408 299-2311

Cell phones calls to 911 have traditionally been routed through CA Highway Patrol in Vallejo, but many cities now handle these calls themselves.

Calls routed directly to local police agencies can also identify caller's exact location due to a GPS chip in cell phone.

SJ Mercury News 2/2006

*Freeways and on Highways calls are routed to CA Highway Patrol*



## IMPORTANT PHONE NUMBERS



## COMMUNITY POLICING CENTERS

### **SAN JOSE POLICE DEPARTMENT**

Emergency	911
San Jose Police cellular phone emergency	277-8911
Non-Emergency, general information, reports	
☎ Phone calls from within San Jose	311
☎ Phone calls from outside of San Jose	277-8900
Crime Prevention Unit	277-4133
Community Policing Centers	
☎ Oakridge Mall	360-8350
☎ Tropicana Shopping Center	254-5309
☎ Alviso	934-1520
Narcotics Unit	277-4115
TABS (Truancy Abatement Burglary Suppression)	
☎ East Side	926-8227
☎ West Side	723-8227
Abandoned Autos	277-5305
Traffic Enforcement	277-4341

### **24 HOUR ANONYMOUS TIP LINES**

Crime Stoppers	947-STOP (7867)
Gangs	293-GANG (4264)
Drugs (Narcotics Information)	971-DRUG (3784)

### **OTHER CITY SERVICES**

City of San Jose 24 Hour Information Line	535-3500
Anti-Graffiti Program	277-2758
Code Enforcement	277-4528
Neighborhood Development Center (NDC)	392-6771
Rental Dispute Program	535-3860
Department of Transportation	535-3850
Tri-County Apartment Association	297-0483
Animal Care & Services	654-5875

### **INTERNET**

San Jose Police Department	<a href="http://www.sjpd.org">www.sjpd.org</a>
City of San Jose	<a href="http://www.sanjoseca.gov">www.sanjoseca.gov</a>
Megan's Law	<a href="http://www.meganslaw.ca.gov">www.meganslaw.ca.gov</a>

Oakridge Mall (near Linens N' Things)  
947 Blossom Hill Rd.  
360-8350

Western  
3707 Williams Rd.  
260-0830

Alviso  
1060 Taylor St  
934-1520

### **Office Hours:**

M,W,F:	10:00 am – 3:00 pm
T, TH:	4:00 pm – 9:00 pm
Sat:	10:00 am - 6:00 pm
Sun:	CLOSED

The New City Hall is located at:  
200 E. Santa Clara St.  
San Jose, Ca 95113

# How to beat the burglar.

Burglars hit a house, apartment or condominium every 15 seconds. But if the burglar picks your place, instead of the one next door, you probably helped invite him there. He looks for what the police call "targets of opportunity", in other words, easy pickings.

To protect yourself, make your home look occupied when you're away. Chances are the thief will pass it up for an easier target. Also, make a reasonable investment in good locks, lights, and possibly an alarm system. It can pay off in security and peace of mind. Here are some specific measures you can take.

Be a good neighbor. If you see unfamiliar or suspicious activity, call the police. Call Crime Prevention to have a Neighborhood Watch program in your neighborhood. 277-4133.

Leave interior lights on. Use lamps that would be on if you were home, not necessarily one in a front window. They can decoy a burglar into thinking someone's inside. Use timers when you will be gone.

Light the outside of your house, too. Exterior lights are important, especially near doors and in the rear of the house, where thieves do most of their work.

Make an inventory. List valuable items, the date of purchase and original price. Save receipts and serial numbers if possible. Give a copy to your insurance agent; put another in your safe deposit box. If you have a loss, it will help establish proof of value for filing an insurance claim.

Get automatic light timers. They turn lights on and off in different rooms at designated times.

Secure patio doors, too. A dead-bolt type lock is recommended. Additionally, place 2 or 3 screws in the overhead track to reduce the chance of lifting the door out of the track.

Keep the garage door closed, locked. This helps protect any valuable property you store in the garage and prevents access to interior doors to the house. Electric doors should be disconnected when you will be gone for a long time. Consider padlocks on the garage door tracks.

Ask a neighbor to use your garbage cans. An empty garbage can is a tip-off that you're away.

Display "beware" signs. If you have a dog or an alarm system, put up signs that say you do. They deter thieves.

Leave a radio on. It says someone's home. If you have a volume adjustment on your telephone bell, turn it to the lowest level. A prowler will be less likely to hear an unanswered call. Unplug modular phones.

When you're away, park a car in your driveway. If you have a second car, leave it in the driveway, or ask a neighbor to park there. This not only gives the appearance of an occupied house, but prevents burglars from backing up a van for loading.

Don't stop all deliveries. Cancel the milk, but have a neighbor pick up mail, newspapers and circulars daily.

Put peepholes in doors. Use the kind with a magnifying glass lens that lets you see who's out there without opening the door. Never leave a note on your door.

Display operation I.D. stickers at the front and rear of your house.

Display Neighborhood Watch signs at the front and rear of your house.


Look into a burglar alarm system. They vary in sophistication from a simple door alarm that makes noise, scares a thief and alerts the neighbors, to a silent alarm linked to an answering service. Check with a security company for the one that best fits your needs. Check the license and references of the company you choose.


Mark valuable items. Marking items a thief would be likely to steal, like the TV and stereo, will help police trace them and return them to you if they are recovered. Use an engraving pen. They're available at your Police Department Crime Prevention office or library. Use your driver's license number with state abbreviation.

Don't keep expensive jewelry at home. Keep it, along with other small valuables and important documents, in a safe deposit box.

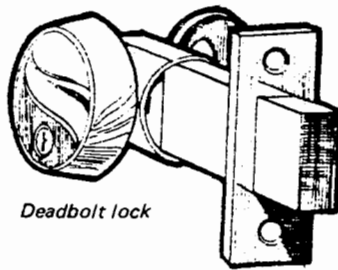
Keep shrubbery trimmed. Thick, tall shrubbery provides cover for a burglar and lets him work undetected.

Have your lawn taken care of. Dry, uncult grass says you're away.

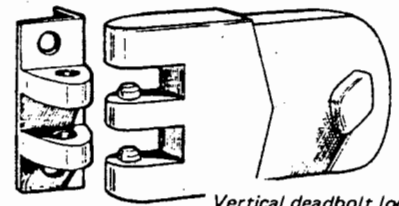




Door strike plate



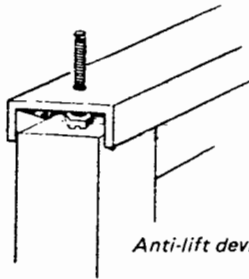
Deadbolt lock



Vertical deadbolt lock

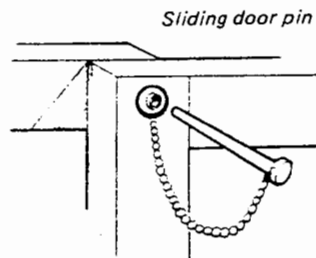
**Dead Bolt Locks** are required on all hinged doors that provide access from the exterior of the home. There are two varieties, single dead bolt and double dead bolt. The double deadbolt requires a key to unlock it from both sides. The strike plate for these locks should be secured with screws at least 3" long. Exterior doors should be metal or solid wood.

**Vertical Dead Bolts** are designed for use with double doors. Cost is determined by construction. Some are designed to replace existing key-in knob locks in both doors. Mortised dead bolt locks in the edge of the stationary door are recommended.

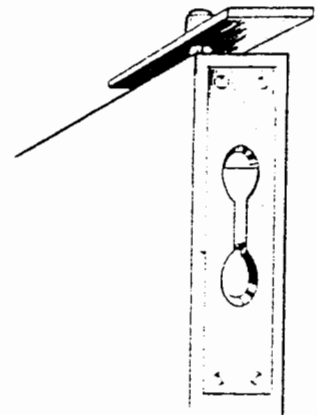


Anti-lift device

**Anti-Lift Devices** are available for sliding glass windows and doors. Sheet metal screws in the upper track will accomplish the same purpose.



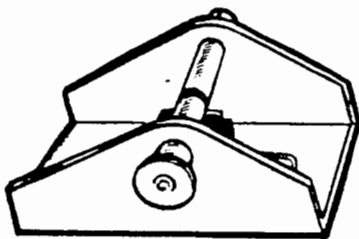
Sliding door pin



Mortised deadbolt lock

**Lifting and Sliding** can also be prevented by drilling a hole into the metal framework and inserting a pin or nail.

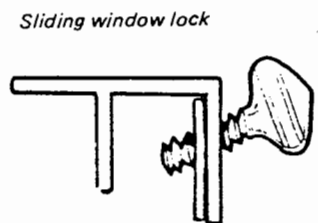
**Double Doors** can also be secured by placing an angle iron in the edge of the stationary door and the overhead framework or placing a deadbolt lock in the stationary door with the bolt facing upward into the overhead framework and downward into the threshold. Combine these two locks with a deadbolt lock in the moving door.



Sliding door lock

**Anti-Slide Locks** for windows and doors are available in countless varieties. Make sure the lock you choose is well-constructed. Locks for windows that have a downward sloping pointed bolt are recommended. Close the window securely and attach the lock as tightly as possible. There are also varieties of locks with bolts that go through the framework of a window or sliding door. Locks that are key-activated provide extra protection in that burglars cannot open sliding doors to carry out large items.

**Garage Door Openers** provide security when properly installed and used. Minimum security would consist of padlocks on both ends of a garage door. Garage doors can be protected inexpensively from the inside by cane bolts into the concrete floor or long bolts or metal rods through the door frame at both ends.



Sliding window lock